



# Nursery Phonics Workshop





## Workshop Agenda

- What is Phonics?
- What do children learn during our Phonics sessions?
- How you can support your child at home.
- Useful websites





# What is Phonics?



- Phonics is the method of teaching children to read by linking sounds (**phonemes**) and their symbols (**graphemes**).



- At Fielding, phonics is taught from Nursery to Year 2 through the systematic acquisition of sounds using the synthetic phonics programme, Ruth Miskin's 'Read Write Inc.'





Children learn how to decode words by learning how to identify individual units of sounds.



### Blending for reading (combining sounds)

- Children are encouraged to sound out the word, then blend the sounds together to read the words as a whole.

For example : m-a-t =

mat

- We add sounds buttons to show the individual sounds. Digraphs (2 letters making 1 sounds) and trigraphs (3 letters making 1 sound) are shown with dashes.

p-l-ay =

play

### Segmenting for spelling (sounding out)

Children are encouraged to sound out the word on their 'Fred Fingers'.


For example:





Sounding out



-  d-o-g=dog
- ch-i-p=chip
- g-r-ou-n-d=ground





The phonemes are learnt in a specific order and not the order of the alphabet.



Set 1





### Speed Sounds Set 2

ay  may I play?	ee  what can you see?	igh  fly high	ow  blow the snow	oo  poo at the zoo
oo  look at a book	ar  start the car	or  shut the door	air  that's not fair	ir  whirl and twirl

### Speed Sounds Set 3

ea  cup of tea	oi  spoil the boy	ou  shout it out	oy  toy for a boy	
a-e  make a cake	i-e  nice smile	o-e  phone home	u-e  huge brute	aw  yawn at dawn
are  care and share	ur  nurse with a purse	er  a better letter	ow  brown cow	ai  snail in the rain
oa  goat in a boat	ew  chew the stew	ire  fire, fire!	ear  hear with your ear	ure  sure it's pure





Speed sounds set 4


 Joe hurt his toe <b>oe</b>	 flies on the pie <b>ie</b>	 "Judge the fudge" <b>dge</b>	 "Watch the eggs hatch!" <b>tch</b>
 "Explore the shore!" <b>ore</b>	 "My thumb is numb!" <b>mb</b>	 Mouse in the house! <b>se</b>	 "Bounce the ball once" <b>ce</b>
	 "Oh my, look at the sky!" <b>y</b>		

 "No, I don't want a potato!" <b>o</b>	 "Where's the white whale?" <b>wh</b>	 Phil the dolphin <b>ph</b>	 "Continue the barbecue!" <b>ue</b>
 Tickle and giggle <b>le</b>	 The knight knows how to knit. <b>kn</b>	 Wrap the watch around your wrist <b>wr</b>	 gentle angel <b>ge</b>

 <b>e</b>	 They are my prey <b>ey</b>	 I'm hungry and thirsty. <b>y</b>	 "Design a gnome" <b>gn</b>	 "Clean the door and floor!" <b>oor</b>	 The dinosaur is an author. <b>au</b>
--------------	-----------------------------------	---	-----------------------------------	---	---







TIHKYL DIABEUM  
K BHLUUBLHHmhris





Iwnttoothparc 

I wnt too th parc

I went to the park.





I wet to nados.  
Ihaf isahckrem in  
a bol.



I went to Nandos.  
I had ice cream in  
a bowl.





I lv por patrol  
ad yoonicornz.



I love Paw Patrol  
and unicorns.





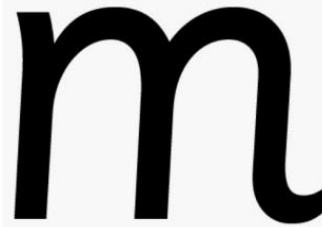
Mnemonics help children to remember how to recognise and write each sound.

For example:

Stretch:  
mmmmountain



Write:  
Maisie, mountain,  
mountain





Bounce: a-a-a-a-apple  
Handwrite : Round the apple, down the leaf





All sounds should be pronounced purely, without an additional 'uh' on the end of each sound - known as '**schwa**' -  
For example:

p o t = pot ✓

puh o tuh = puhotuh ✗





Now it is your time  
to try Phonics.





Synthetic Phonics teaches children the skills needed for reading and writing.



➤ Learning the letter sounds

Children are taught the 42 main letter sounds. This includes alphabet sounds as well as digraphs such as sh, th, ai and ue.



➤ Learning letter formation

Using different multi-sensory methods, children learn how to form and write the letters.

➤ Blending

Children are taught how to blend the sounds together to read and write new words.

➤ Identifying the sounds in words (Segmenting)

Listening for the sounds in words gives children the best start for improving spelling.





## Helping your child at home



### Sounding and Blending Books

Starting Mid May

The books contain words which children should be decoding independently.

On the back of each page , children will be able to check if they have read the book correctly by looking at the picture.





# Useful websites

- **RWI Phonics sounds**

<https://www.youtube.com/watch?v=yln6PpV1G1I>

- Phonics Play

• <https://www.phonicsplay.co.uk/>


- Phonics Bloom

<https://www.phonicsbloom.com/>

- Viking Full Circle

<https://www.ictgames.com/mobilePage/viking/index.html>





Happy Reading

